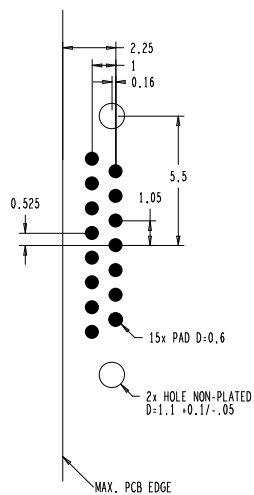
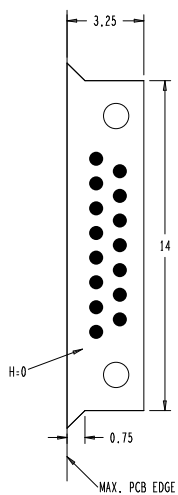


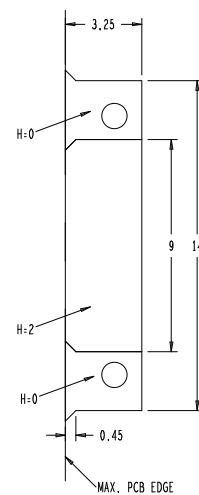
LAND PATTERN  
TOP



MAX. PART HEIGHT  
TOP



MAX. PART HEIGHT  
BOTTOM



ScProbe  
RECOMMENDED PCB FOOTPRINT  
www.solcept.ch LH 2010-08-10

REVISION HISTORY:  
2010-08-10 LH initial release

All dimensions are in mm